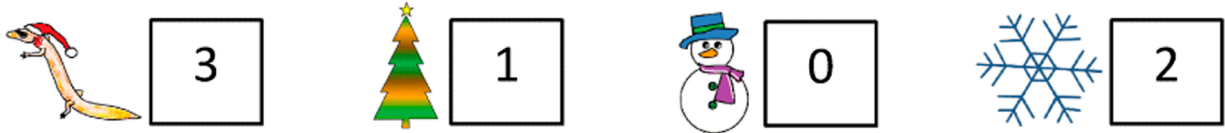


















CHRISTMAS SQUARE ADDING PUZZLE

Each picture below has a value shown in the boxes below.



Work out the total of each horizontal and vertical line of the puzzle.

				$= 6$
				$= \underline{6}$
				$= \underline{7}$
				$= \underline{5}$
$= 8$	$= \underline{4}$	$= \underline{5}$	$= \underline{7}$	